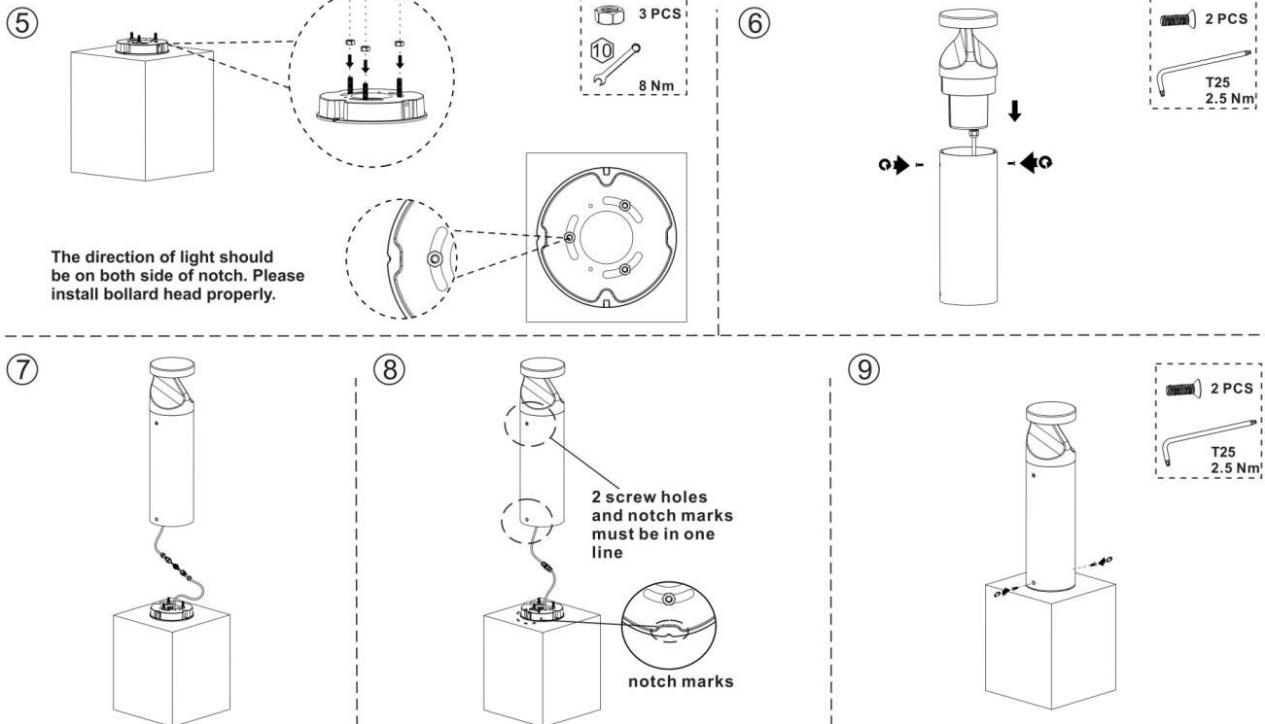




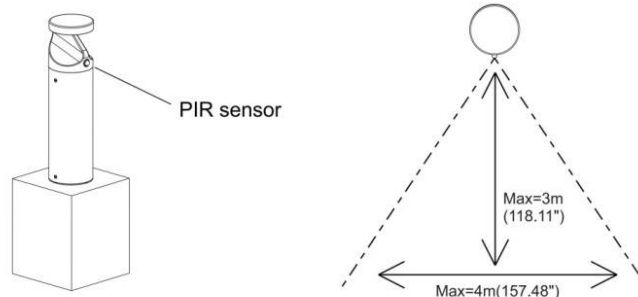
- Installation and wiring of luminaire must be in accordance with all applicable local codes.
- Installation, inspection, and maintenance of luminaires should be performed by a qualified electrician.
- DO NOT make or alter any open holes in the luminaire. Do not modify the luminaire.
- DO NOT install damaged product.
- Make sure electrical power is OFF before and during installation and maintenance.
- Make sure the equipment is properly grounded.
- Make sure the supply voltage is same as the rated fixture voltage.

Instruction Manual



PIR sensor detection coverage

The light keeps 100% when presence is detected for 3 minute hold time, then turn off if no presence detected.



Product Specifications		15W		25W	
Input Voltage		100-277 Vac/120-277 Vac/100-240 Vac/220-240 Vac (Subject to the input voltage on nameplate)			
Power Frequency		50 / 60 Hz			
Outlook Dimensions		Ø135×500mm (Ø5.31"×19.69")	Ø135×1000mm (Ø5.31"×39.37")	Ø135×500mm (Ø5.31"×19.69")	Ø135×1000mm (Ø5.31"×39.37")
Net Weight		3.8±0.3kg (8.38±0.66Lbs)	5.4±0.3kg (11.9±0.66Lbs)	3.8±0.3kg (8.38±0.66Lbs)	5.4±0.3kg (11.9±0.66Lbs)
Working Temperature	Conventional	-20°C to + 45°C (-4°F to +113°F)			
	With PIR	-20°C to + 40°C (-4°F to +104°F)			
	DALI	-30°C to + 50°C (-22°F to +122°F)			
Storing Temperature		-40°C to + 70°C (-40°F to +158°F)			

Dimmable

DIM+/DA1	purple	or	purple	or	blue	or	brown	or	black	or	red
DIM-/DA2	gray		pink		white		blue		gray		orange
DIM+/DA1	purple		purple		purple		purple		purple		
DIM-/DA2	gray		pink		gray		pink		pink		
Aux 12Vdc +	pink		black/white		black/white		red				
DIM+/DA1	purple		purple		purple		purple		purple		
DIM-/DA2	gray		pink		gray		pink		pink		
Aux 12Vdc +	pink		black/white		black/white		red				
Aux 12Vdc -	black/white		blue/white		orange						
L	brown		black								
N	blue		white								
⓪ GND	yellow/green		green								



Warning! do not wire dim cord to high voltage, or dim function will fail.

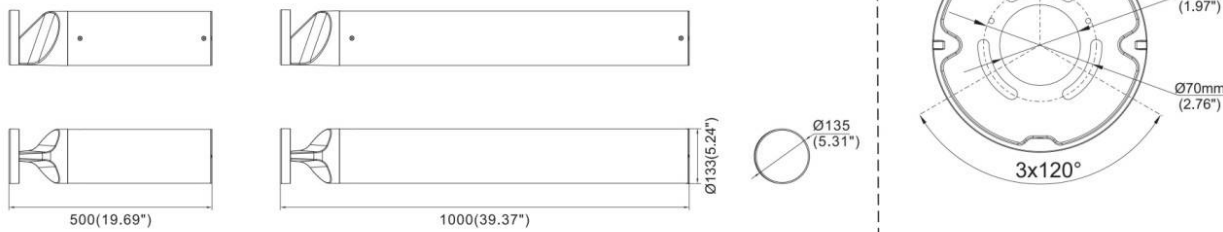
- For type Y attachments: if the external flexible cable or cord of this luminaire is damaged, it shall be exclusively replaced by the manufacturer or his service agent or a similar qualified person in order to avoid a hazard.
- The light source contained in this luminaire shall only be replaced by the manufacturer or his service agent or a similar qualified person.

Installation Instructions

Packing List		
	Base plate template	1PC
	Screw fixing plate	1PC
	Screw M5*16	4PCS
	Screw M6	3PCS
	Nut M6	3PCS



Physical Dimensions(mm/inch)



Installation

